

U-Lock or U Lose

eugenespringfieldsrts.org

Tether the Seat

Optional seat tether for even more security.

Lock to a Bike Rack

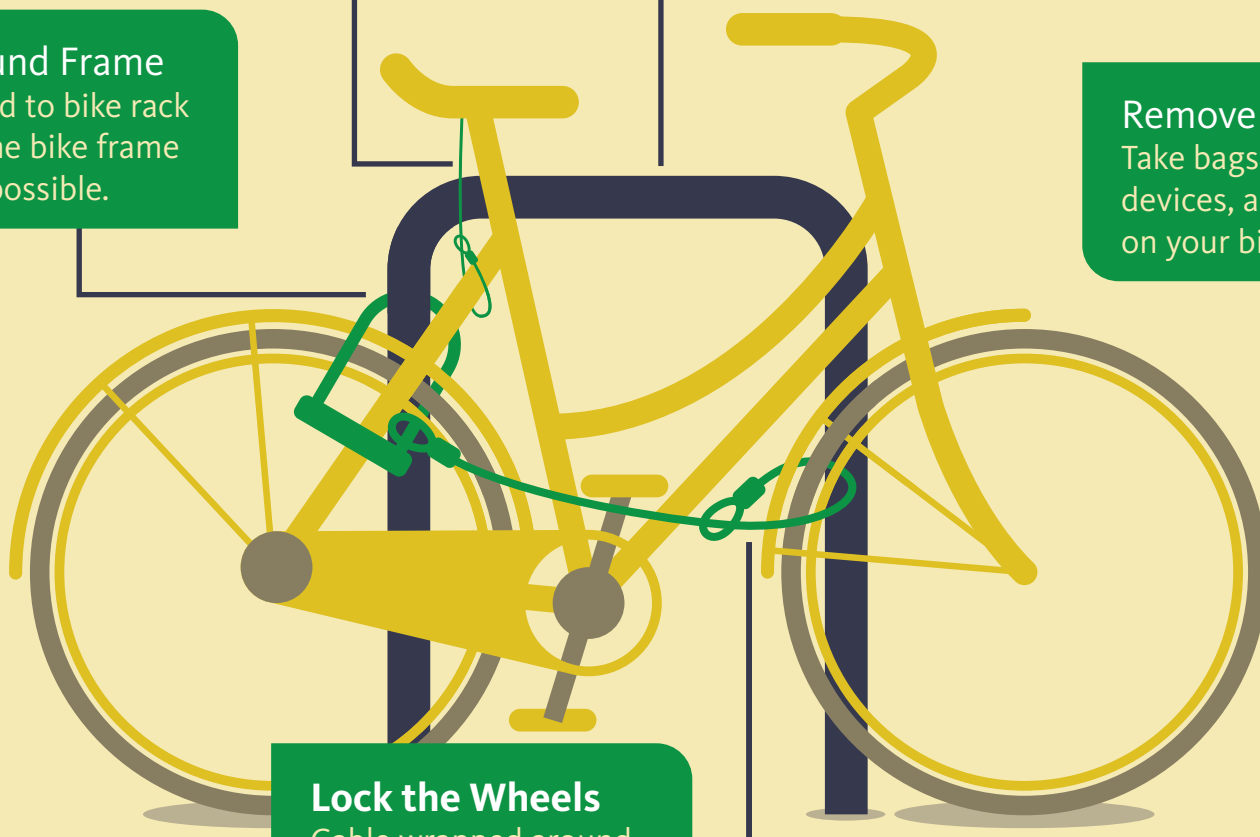
Lock to a strong, immovable object, preferably a u-shaped bike rack.

U-lock Around Frame

U-lock secured to bike rack and around the bike frame and wheel if possible.

Remove Valuables

Take bags, lights, electronic devices, and other valuables on your bike with you.



Lock the Wheels

Cable wrapped around wheels and connected to u-lock for added security.

IMPORTANT TIPS


DO NOT LOCK UP BY THE WHEEL ONLY

A thief could remove the wheel.



DO NOT LOCK TO UNCAPPED POSTS

A thief could lift the bike off the post.



DO NOT LOCK UP BY THE SEAT POST

A thief could remove the seat.




DO NOT USE ONLY A CABLE LOCK

A thief could cut the cable.



DO NOT LOCK UP BY THE STEM

A thief could remove the handlebars.



DO NOT LOCK TO WEAK OBJECTS

A thief could cut the chain link.

